



P-7335 Wall Mounted Bottle Filler



P-7335-XX Recessed Wall Mounted Bottle Filler

Model P-7335 is designed to be a convenient station to refill reusable water bottles with filtered water. This bottle filler features a deep, rich Woodland Green color standard, scratch resistant finish making it an ideal option for fitness centers, healthcare facilities, schools or any environment where a water bottle filler is needed. This model is designed to defy the elements, resist vandals and stand up to hard everyday use. Heavy-duty design and construction are made to stand up to the toughest environments. All waterways are lead free that complies with NSF/ANSI/CAN 61: Q \leq 1 (AB100) standards.

FEATURES

- All steel heavy-duty construction with welded and ground joints for a clean and tidy appearance
- Mounting plate included
- Recessed push button requires less than 5 lbs of force and is manufactured from chrome plated brass for reliability and long wear life
- Simple flow adjustment without dismantling of the fountain with a water flow of 0.5 GPM
- All flow paths are lead-free with reinforced stainless-steel tubing that complies with NSF/ANSI/CAN 61: Q \leq 1 (AB100) standards.
- In-line mesh screen Y strainer
- Replaceable in-line water filter
- 1/2" Inlet stop valve for simple future maintenance.
- 1 1/4" IPS waste pipes included on each fountain.
- Standard Woodland Green finish with optional colors available
- Custom color orders are non-cancellable and non-returnable

ORDERING

P-7335-XX

Color
BK- Black
BL- Blue
BZ- Bronze
CC- Chrome Clear
*GR- Green
OR- Orange
RD- Red
SD- Sand
SV- Silver
WH- White
YL- Yellow

POWDER COAT COLORS

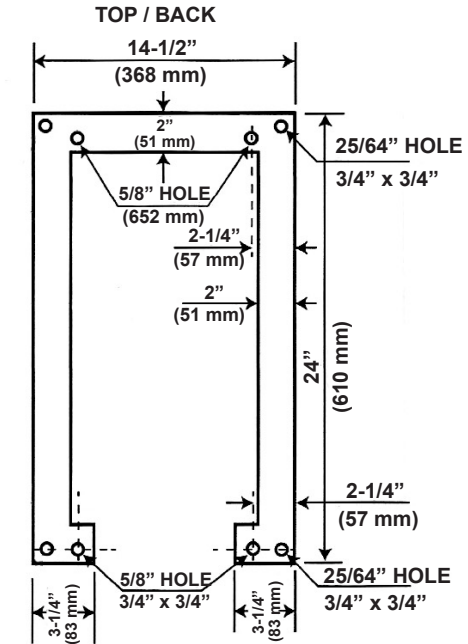
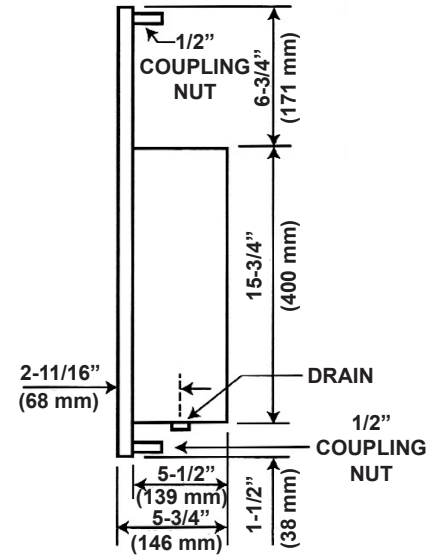
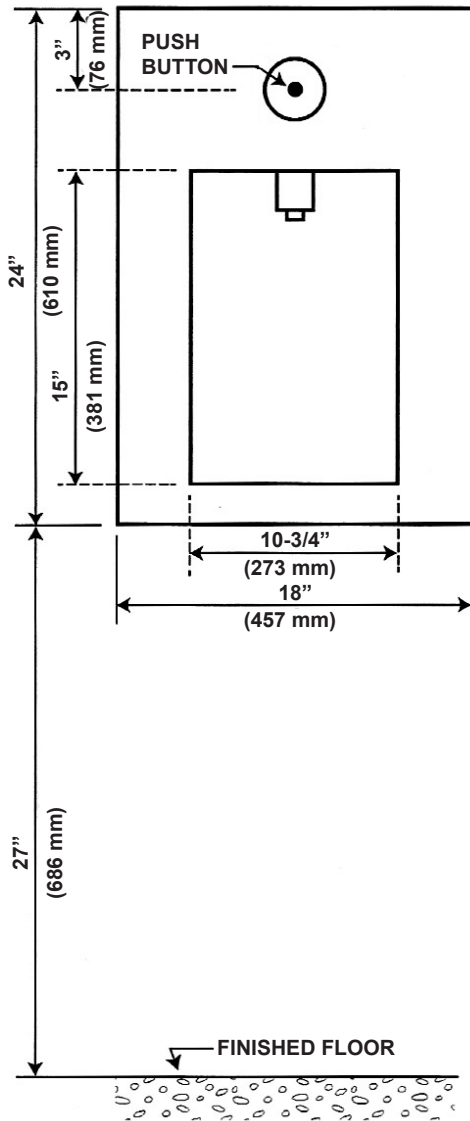


*Standard Woodland Green Finish

ROUGH-IN DIMENSIONS

These rough-in dimensions may vary 1/2" (13 mm) plus or minus

P-7335-XX 24"H x 18"W



MOUNTING PLATE ABOVE INCLUDED

REPLACEMENT PARTS/ KITS

P-231-0260 Chrome Plated Theft Proof Drain

P-231-0262 Push Button Assembly

P-337-0053 1-1/4" OD x 7/8" ID 1/8" TK Rubber Washer

SPECS

Furnish and install the PRIER Recessed Wall Mounted Bottle Filler (specify model color). Bottle filler shall be carbon steel and a powder coated finish. Shall have a water pressure range of 30-80 PSI. Bottle filler shall provide for simple flow adjustment without requiring dismantling of bottle filler with a water flow of 0.5 GPM. Push buttons shall require less than 5 lbs of force. Bottle filler shall be supplied with a mounting plate. Bottle filler shall be installed per manufacturers recommendations and instructions. Bottle filler flow paths are lead-free with reinforced stainless-steel tubing that complies with NSF/ANSI/CAN 61: Q₁≤1 (AB100) standards. Made in the USA.