



P-5700 & P-5700-90



P-5700-XX Dual Pedestal Drinking Fountain

P-5700-90-XX Dual Pedestal Drinking Fountain with Pet Fountain

The deep, rich Woodland Green standard color, scratch resistant finish make these fountains an excellent choice for playgrounds and recreational areas. Designed to defy the elements, resist vandals and stand up to hard everyday use. Heavy-duty design and construction are made to stand up to the toughest environments. All waterways are lead free that complies with NSF/ANSI/CAN 61: Q \leq 1 (AB100) standards. Both models are ADA compliant.

FEATURES

- All steel heavy-duty construction with welded and ground joints for a clean and tidy appearance
- Vandal resistant access plates for security and simple future maintenance
- Vandal resistant bubbler guard assures years of service
- Water pressure range of 30-80 PSI
- Anchor installed mounting plate comes standard, optional ground installed mounting plate (SMP-10) available as an option for installation assistance
- Recessed push button requires less than 5 lbs of force and is manufactured from chrome plated brass for reliability and long wear life
- Simple flow adjustment without dismantling of the fountain with a water flow of 0.5 GPM
- Fountain bowl is heavy duty 18 gauge stainless steel with brushed finish and vandal-resistant chrome plated brass strainer. A drain tool is included with each fountain
- All flow paths are lead-free with reinforced stainless-steel tubing that complies with NSF/ANSI/CAN 61: Q \leq 1 (AB100) standards.
- In-line mesh screen Y strainer
- 1/2" Inlet stop valve for simple future maintenance.
- 1 1/4" IPS waste pipes included on each fountain.
- Standard Woodland Green finish with optional colors available
- Custom color orders are non-cancellable and non-returnable

ORDERING

Fountain Only

P-5700-XX

Fountain & Pet Fountain

P-5700-90-XX

Color

BK- Black
BL- Blue
BZ- Bronze
CC- Chrome Clear
*GR- Green
OR- Orange
RD- Red
SD- Sand
SV- Silver
WH- White
YL- Yellow

POWDER COAT COLORS



BLUE
-BL



GREEN
-GR



ORANGE
-OR



BLACK
-BK



RED
-RD



YELLOW
-YL



SILVER
-SV



CHROME
CLEAR
-CC



WHITE
-WH



BRONZE
-BZ



SAND
-SD

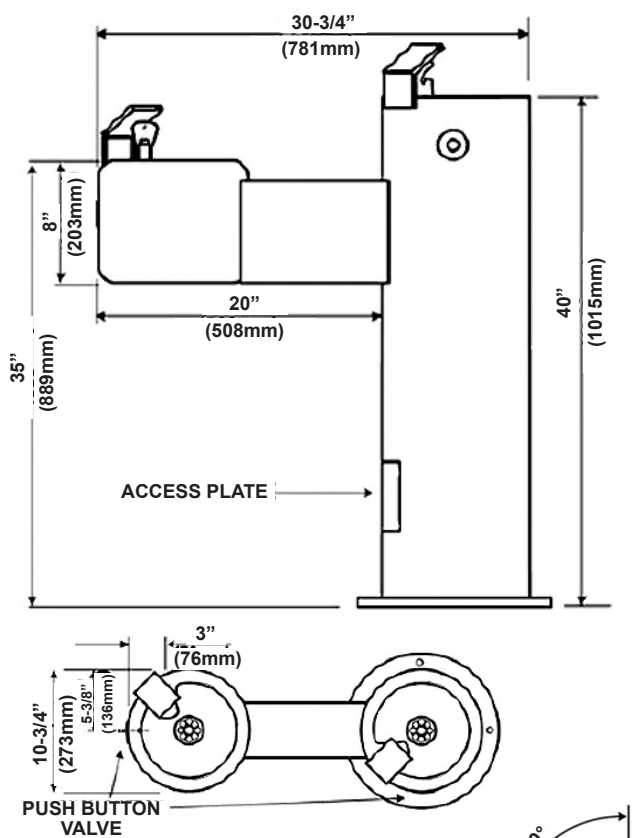
*Standard Woodland Green Finish

ROUGH-IN DIMENSIONS

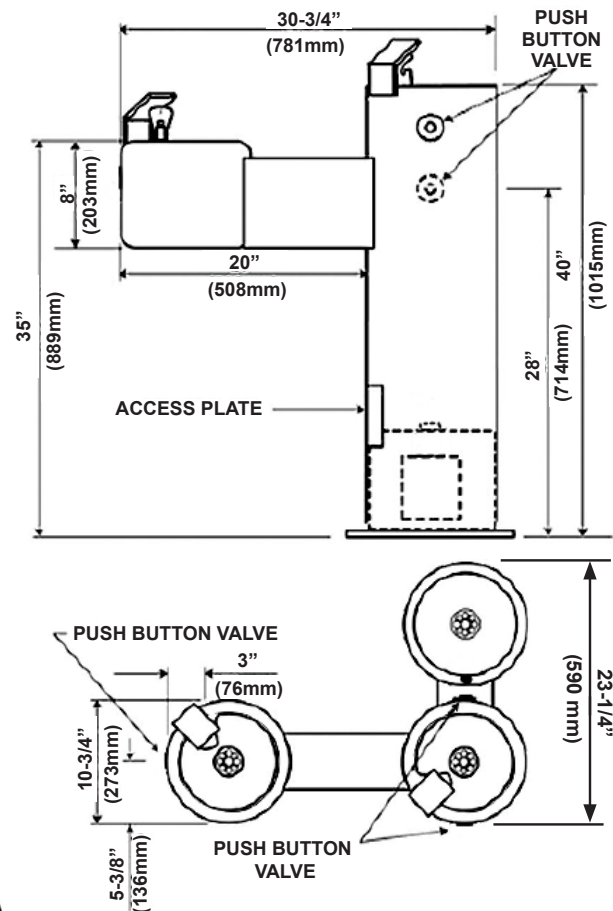
These rough-in dimensions may vary 1/2" (13 mm) plus or minus

P-5700-XX 40"H x 10-3/4"W x 30-3/4"L

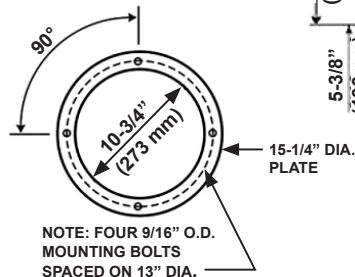
P-5700-90-XX 40"H x 23-1/4"W x 30-3/4"L / Dual with Surface Mount and Pet Fountain



P-5700-XX



P-5700-90-XX



NOTE: FOUR 9/16" O.D. MOUNTING BOLTS SPACED ON 13" DIA.

REPLACEMENT PARTS/ KITS

P-231-0260 Chrome Plated Theft Proof Drain

P-231-0262 Push Button Assembly

P-337-0053 1-1/4" OD x 7/8" ID 1/8" TK Rubber Washer

P-399-0002 1/4" Fluid Pressure Regulator

SMP-10 Surface Mounting Plate

SPECS

Furnish and install the PRIER Dual Pedestal Drinking Fountain (specify model # and color). Drinking fountains shall be carbon steel and a powder coated finish. Fountain shall have chrome plated brass bubblers with vandal resistant bubbler guard. Water pressure range shall be 30-80 PSI. Fountains shall provide simple flow adjustment without requiring dismantling of fountain with a water flow of 0.5 GPM. Welded anchor base shall be 1/2" thick. Push buttons shall require less than 5 lbs of force. Fountains shall be installed per manufacturers recommendations and instructions. Models conform to ADA standards. All drinking fountain flow paths are lead free with reinforced stainless steel tubing that complies with NSF/ANSI/CAN 61: Q₁ (AB100) standards. Made in the USA.