




Build With Purpose

P-RH2 Post Mount Roof Hydrant

Find us in

MasterSpec[®]

a product of The American Institute of Architects



PRIER's P-RH2 Post Mount Roof Hydrant provides a year round source of water to roof surfaces in areas with freezing temperatures. The hydrant stands up to 30" above the roof for easy hose access. The hydrant valve is connected to the supply piping in the heated portion of the structure, and is self-draining, eliminating the possibility of freezing. This valve has a built in vent cap that allows the hydrant to drain even if the hose is left on.

The Roof Mounting Bracket enables the hydrant to be mounted to any structural member with rigid support, instead of to the skin of the roof like competitive products.

This hydrant requires only a single penetration point of 1 3/4", and can be mounted to concrete, wood, steel, I-beams, truss, perlins or other structural member with standard construction materials (Unistrut, threaded rod, or other).

- **Freezeless**
- **Self-Draining**
- **Commercial / Industrial**
- **Optional Vacuum Breaker**

FEATURES

- Triple seal EPDM stopper for long wear life
- Bracket mounts to any roof structural member (truss, I-beam, concrete roof, or other)
- Single hole penetration of 1 3/4"
- Single person installation with standard tools
- Hydrant has 3/4" female NPT inlet and multi-pass seat for high flow rates
- Outlet stands up to 30" above the roof for easy hose access
- Heavy duty cast iron head and lockable lever handle
- Bucket catch on spout
- Designed to be installed with standard construction materials (Unistrut, threaded rod, or other)
- Self draining with 1/8" NPT drainage port
- Repair can be easily accomplished at roof level
- Handle allows for flow rate adjustment
- Optional ASSE 1052 approved vacuum breaker and backflow preventer available
- Adjustable bracket to accommodate roof angles up to 2/12 pitch

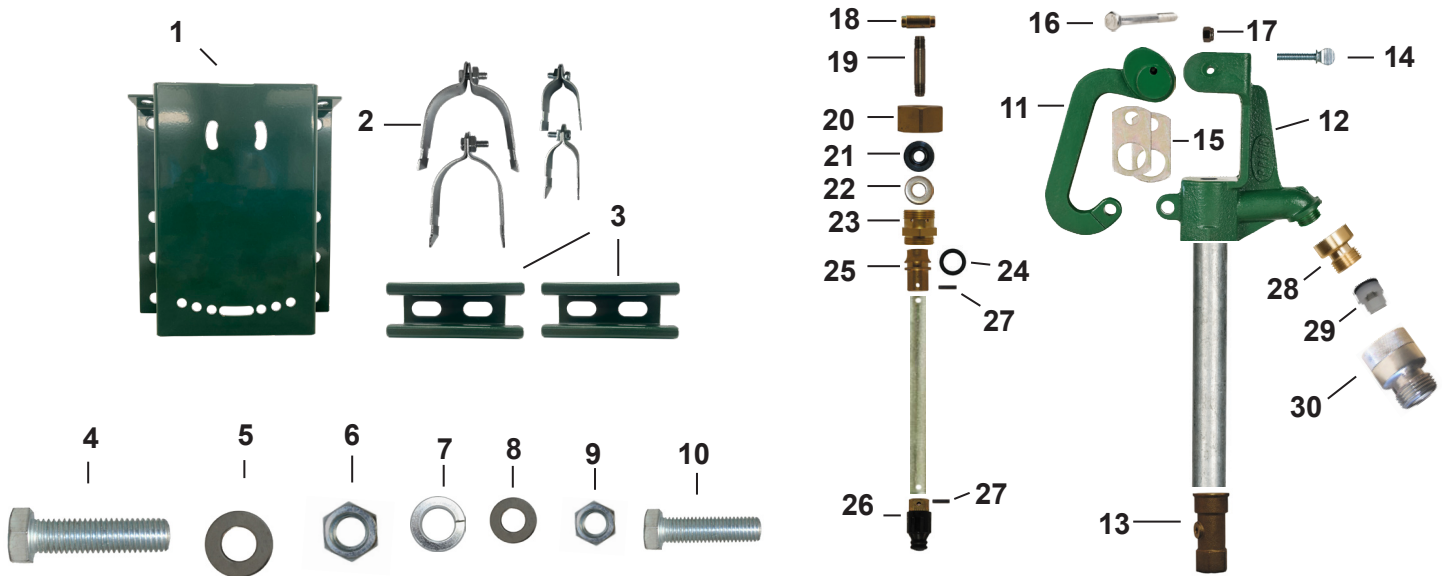
ORDERING

P-RH2

Length

H2- Post Mount Roof Hydrant
Includes Roof Hydrant Mounting Bracket

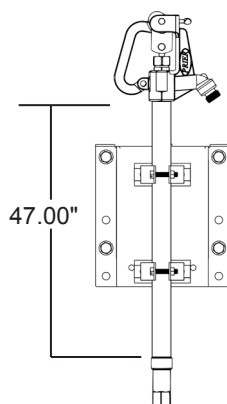
P-RH2 REPLACEMENT PARTS AND STEMS



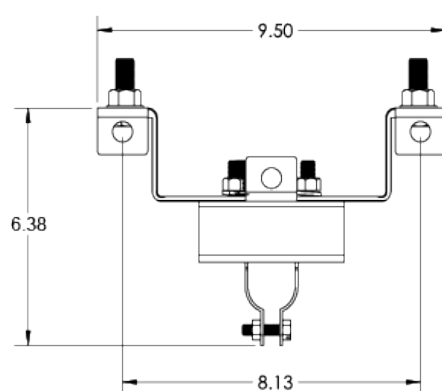
ID	Part No.	Description	ID	Part No.	Description
1	314-0021	Mounting Bracket	16	314-0011	Handle Bolt (Stainless Steel)
2	399-7002	1" Pipe Clamp Assembly for P-RH1, P-RH2, P-RH3	17	314-0009	Nylon Hex Nut (Stainless Steel)
2	399-7003	2 1/2" Pipe Clamp Assembly for P-RH4	18	314-7001	Adjustable Connector Nut (Zinc)
3	314-7012	Unistrut Steel Struts	19	314-7002	Upper Rod (Stainless Steel)
4	314-0028	1/2" Mounting Bolt	20	310-7005	Valve Stem Cap (Brass)
5	314-0029	1/2" Flat Washer	21	336-0008	Packing (EPDM)
6	314-0030	1/2" Mounting Nut	22	324-1003	Washer (Stainless Steel)
7	314-0025	3/8" Lock Washer	23	310-7003	Seal Adapter (Brass)
8	324-1003	3/8" Flat Washer	24	336-0001	O-Ring (EPDM)
9	314-0027	3/8" Hex Nut	25	310-7001	Seal Sleeve (Brass)
10	314-0035	3/8" Bolt	26	399-7001	Stopper (EPDM over Brass)
11	301-7003	Handle (Cast Iron)	27	324-0004	Spring Pin, Quantity 2 Required (Stainless Steel)
12	301-7001	Hydrant Head (Cast Iron)	28	310-7006	Hose Piece, 3/4" Hose Thread (Brass)
13	300-7001	Seat (Cast Brass)	29	399-0001	Check Valve (Plastic, Rubber, Stainless Steel)
14	315-0001	Flow Screw (Zinc Plated Steel)	30	P-004NP	ASSE 1052 VB & Backflow Check Valve-Double Check (Nickel)
15	304-7001	Draw Straps, Quantity 2 Required (Zinc Plated Steel)		P-260KT-802	Stopper Repair Kit, Contains: 24, 26, 27

ROUGH-IN DIMENSIONS

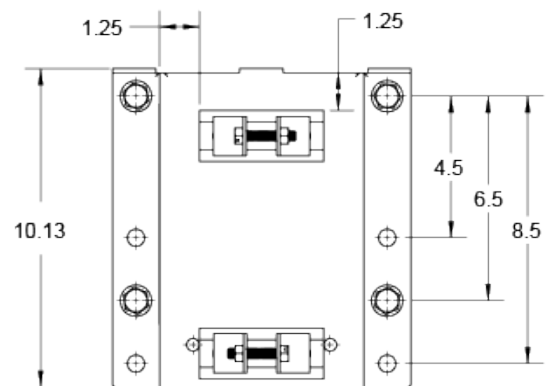
Side Hydrant View



Bottom Bracket View



Front Bracket View



SPECS

Furnish and install Model P-RH2 Commercial Post Mount Roof Hydrant manufactured by PRIER Products, Inc. Hydrant shall be installed through a 1 3/4" single penetration in the roof and mounted to the interior structure with the Universal Roof Hydrant Mounting Bracket (P-RMB) provided. This bracket must be manufactured of heavy gauge powder coated steel and must allow for adjustment to meet roof angles up to 2/12 pitch. The mounting bracket shall be mounted to concrete, a roofing truss, steel I-beam or interior wall with standard construction materials (threaded rod, Unistrut or other). The hydrant shall have automatic draining capabilities with optional vacuum breaker/backflow preventer. Hydrant head shall be cast iron with freezless water flow and self draining functions, one piece valve plunger and a triple-seal shut off mechanism. The hydrant shall have a 3/4" NPT inlet and a 1/2" NPT drainage port to be connected to the drain waste line inside the structure. The roof penetration is to be sealed by the roofing contractor in accordance with the roofing codes and conditions in their municipality.