



SUBMITTAL FORM

P-RMB Universal Roof Mounting Bracket



MasterSpec®

JOB NAME


JOB LOCATION

PART NO#

ARCHITECT

ENGINEER

CONTRACTOR



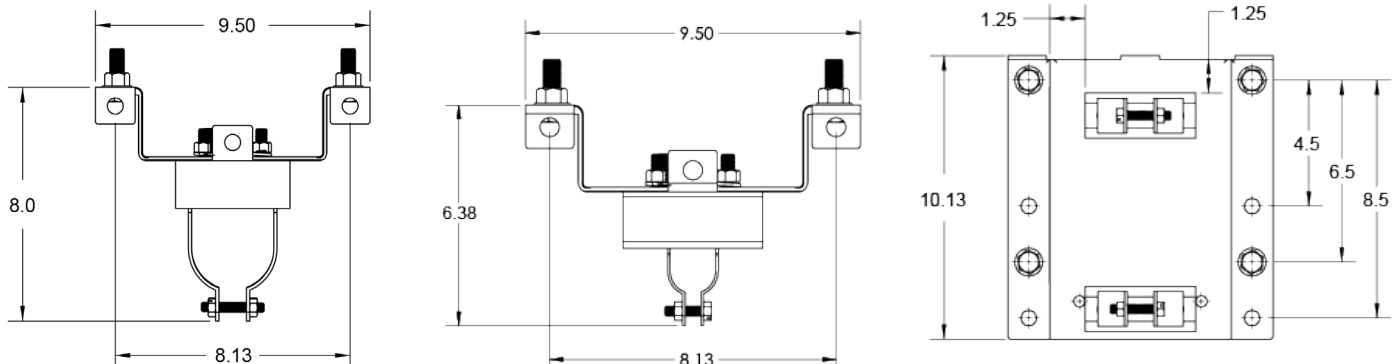
FEATURES

- Attaches to structure beneath roof surface for more secure installation
- Compatible with PRIER's P-RH1, P-RH2, P-RH3 and P-RH4 roof hydrants
- Works with any 1" or 2 1/2" pipe
- Single hole penetration of 1 3/4" (P-RH1, P-RH2, P-RH3) or 3 5/8" (P-RH4)
- Bracket struts are adjustable to accommodate roof angles up to 2/12 pitch or 9°

PART NUMBER

P-RMB

DIMENSIONS



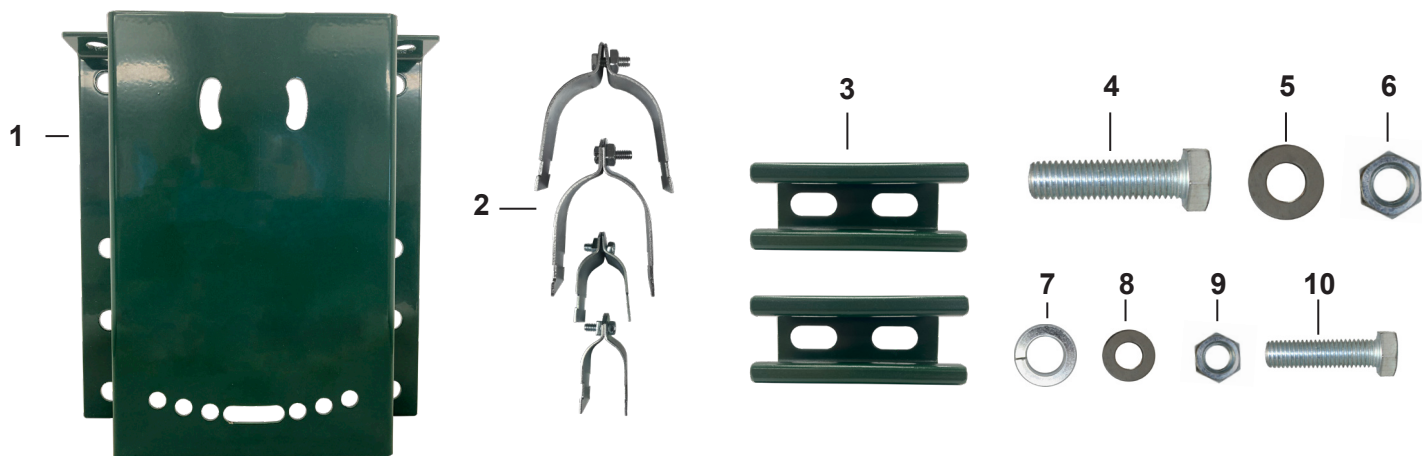


Build With Purpose

SUBMITTAL FORM

P-RMB Universal Roof Mounting Bracket

■ MATERIALS



ID	Description	Material
1	Mounting Bracket	Powder Coated Steel
2	1" Pipe Clamp Assembly for P-RH1, P-RH2, P-RH3	Zinc Plated Steel
	2 1/2" Pipe Clamp Assembly for P-RH4	Zinc Plated Steel
3	Unistrut Steel Struts	Powder Coated Steel
4	1/2" Mounting Bolt	Zinc Plated Steel
5	1/2" Flat Washer	Zinc Plated Steel
6	1/2" Mounting Nut	Zinc Plated Steel
7	3/8" Lock Washer	Zinc Plated Steel
8	3/8" Flat Washer	Zinc Plated Steel
9	3/8" Hex Nut	Zinc Plated Steel
10	3/8" Bolt	Zinc Plated Steel

■ SPECIFICATIONS

Furnish and install Model P-RMB Universal Roof Hydrant Mounting Bracket manufactured by PRIER Products. Bracket must be manufactured of heavy gauge powder coated steel. This bracket is to be installed inside the structure and must have a single penetration through the roof. This bracket must allow for adjustment to meet roof angles up to 2/12 pitch and secure pipes either 1" or 2". It also must connect to I-beams, steel, truss, wood or concrete with standard construction materials. The roof penetration is to be sealed by the roofing contractor in accordance with roofing codes and conditions in their municipality.