




C-121 Series Cast Brass Closet Floor Flange



C-121 #1




- Heavy Pattern Cast Brass
- 4" Pipe Size
- 9/16" Collar
- Wiping Surface Machined
- Recessed Groove for Bolt Heads
- Four 5/16" Bolt Slots
- Meets ASME/ANSI B16-23

Part No.	Description	Carton Qty	Carton Wt
C-121-01	Cast Brass Closet Flange; #1	24	24 lbs



C-121 #4




- Heavy Pattern Cast Brass
- Replacement type for 4" Pipe
- Extra Deep 1 1/8" Collar
- Wiping Surface Machined
- Recessed Groove for Bolt Heads
- Four 5/16" Bolt Slots
- Meets ASME/ANSI B16-23

Part No.	Description	Carton Qty	Carton Wt
C-121-04	Cast Brass Closet Flange; #4	24	32 lbs



C-121 #6



- Heavy Pattern Cast Brass
- Flat type for 4" Pipe
- 3/8" Deep Collar
- Wiping Surface Machined
- Recessed Groove for Bolt Heads
- Four 5/16" Bolt Slots
- Meets ASME/ANSI B16-23

Part No.	Description	Carton Qty	Carton Wt
C-121-06	Cast Brass Closet Flange; #6	24	26 lbs