





4515 East 139th Street
 Grandview, MO 64030
 800-362-9055
 Fax 800-362-1463
 www.PRIER.com

P-RH1 Flush Mount Roof Hydrant

*with P-004 Vacuum Breaker and
 Dual Backflow Preventer*



close-up view



- **Commercial/Industrial**
- **Freezeless**
- **Anti-siphon**
- **Self Draining**



Prier's P-RH1 Flush Mount Roof Hydrant provides a year round source of water to roof surfaces in areas with freezing temperatures. The hydrant is installed flush to the roof, allowing the hose to run in 360°. The hydrant valve is connected to the supply piping below the freeze line, and is self-draining, eliminating the possibility of freezing. A removable operating key is provided to prevent unauthorized usage of the hydrant.

The Roof Mounting Bracket enables the hydrant to be mounted to any structural member with rigid support, instead of to the skin of the building like competitive products. This bracket requires only a single penetration point of 1 3/4", and can be mounted to concrete, wood, steel, I-beams, truss, perlins or other structural members with standard construction materials (Unistrut, all-thread, etc.).

- | | | |
|-----------------|---|--|
| Features | <ul style="list-style-type: none"> • Mounts to any roof structural member (truss, I-beam, concrete roof, etc.) • Single hole penetration of 1 3/4" • Single person installation with standard tools • ASSE 1052 approved vacuum breaker • Freezeless anti-siphon hydrant is flush to the roof allowing hose to run in 360° • "Triple Seal" positive shut off system for drip-free shut off • Heavy duty brass construction | <ul style="list-style-type: none"> • Self draining with 1/8" NPT drainage port • Repair can be easily accomplished at roof level • Designed to be installed with standard construction materials (Unistrut, all-thread, etc.) • 3/4" garden hose threads standard; 1" threads optional • Includes operating key • Tremendous flow of 19 gallons per minute at 25 PSI • Adjustable bracket to accommodate roof angles up to 4/12 |
|-----------------|---|--|

P-RH1



Hydrant Type

- H1-** Flush Mount Roof Hydrant
- H2-** Post Mount Roof Hydrant
- H3-** Mild Climate Roof Hydrant
- MB-** Roof Hydrant Mounting Bracket Only



Application

Features

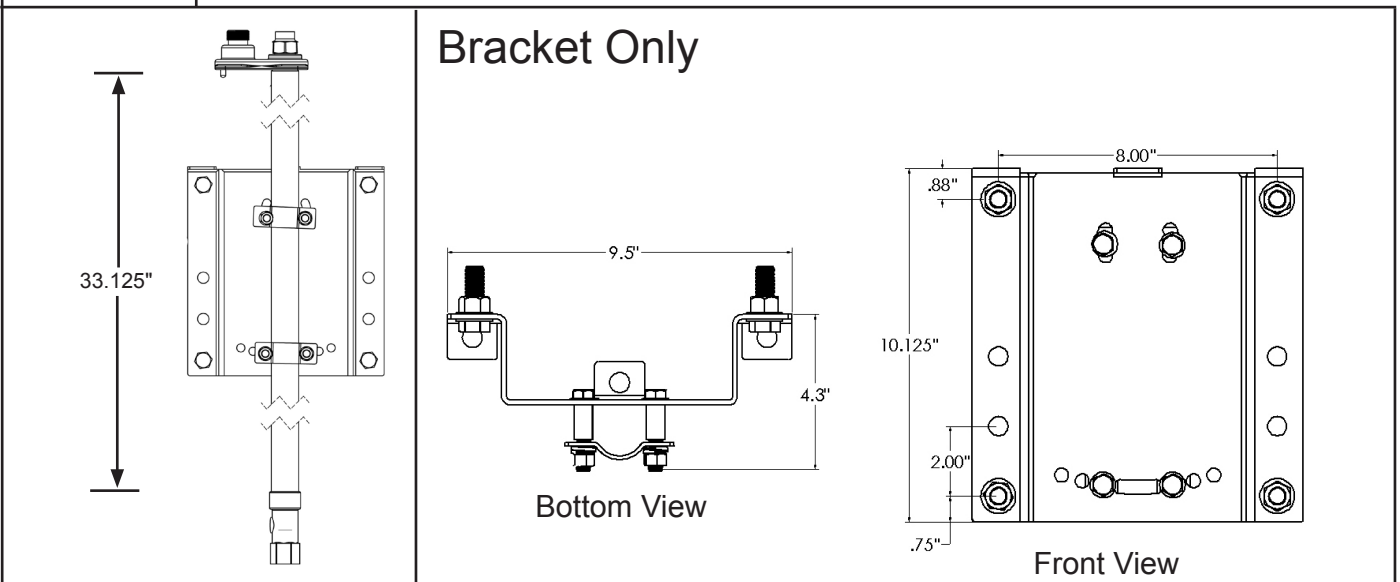
Ordering



4515 East 139th Street
 Grandview, MO 64030
 800-362-9055
 Fax 800-362-1463

P-RH1

Rough-In Dimensions



Specifications

Furnish and install Model P-RH1 commercial key operated roof hydrant manufactured by Prier Products, Inc. Hydrant shall be installed through a 1 3/4" single penetration in the roof and mounted to the interior structure with the Universal Roof Hydrant Mounting Bracket (P-RMB) provided. This bracket must be manufactured of heavy gauge powder coated steel and must allow for adjustment to meet roof angles up to 4/12. The mounting bracket shall be mounted to concrete, a roofing truss, steel I-beam or interior wall with standard construction materials (all-thread, Unistrut or other). The hydrant shall be flush mounted and have automatic draining capabilities with integral vacuum breaker/backflow preventer. Hydrant shall be brass with freezeless water flow and self draining functions, one piece valve plunger, satin nickel finish and a triple-seal shut off mechanism. Hydrant shall be capable of flowing a minimum of 15 gallons per minute at 25 PSI pressure change. The hydrant shall have a 3/4" inlet and a 1/8" NPT drainage port to be connected to the drain waste line inside the structure. Hydrant shall be approved under the ASSE 1052 standard. The roof penetration is to be sealed by the roofing contractor in accordance with the roofing codes and conditions in their municipality.

Parts

ID	Part No.	Description
1	314-0021	Mounting Bracket
2	314-0022	Pipe Bracket
3	314-0023	Stand Off
4	314-0025	3/8" Lock Washer
5	314-0026	3/8" Flat Washer
6	314-0024	3/8" Shoulder Bolt
7	314-0027	3/8" Nut
8	314-0029	1/2" Flat Washer
9	314-0028	1/2" Bolt
10	314-0030	1/2" Hex Nut
11	C-108KT-808	Operating Key on Lanyard
12	300-6003	Valve Stem Cap
13	C-634KT-809	Worm Drive Assembly
14	C-634KT-808	Worm Sleeve Assembly
15	336-0001	O-Ring for Worm Sleeve
	P-260KT-802	Stopper Assembly: 15, 16
17	Call Prier	Stem Shaft
18	C-634KT-806	Vacuum Breaker Assembly
	231-0803	3' Stem Assy 37 1/8" OAL: 14, 15, 16, 17