




4515 East 139th Street  
 Grandview, MO 64030  
 (800) 362-9055  
 Fax (800) 362-1463  
 www.PRIER.com

## C-144/244 Freezeless Wall Hydrant

*With Anti-Siphon Vacuum Breaker*



- Residential
- Freezeless
- Anti-Siphon
- Backflow Check Valve



*PRIER* C-144 provides a year round source of water to areas of structures that are subject to freezing temperatures. The

hydrant valve is connected to the supply piping in the heated portion of the structure, eliminating the possibility of freezing. Ordering the C-244 gives you the same style hydrant but with a vandalproof extended lockshield and operating key.

The *PRIER* C-144 has all the characteristics of the historically proven C-134 with the added protection of an Anti-Siphon Vacuum Breaker and Backflow Check Valve. It is available from stock in lengths from Close Coupled to 24", longer sizes are available on request.

Application

Features

- ASSE 1019-C Approved
- IAPMO/UPC Approved, File Number 4326
- Anti-Siphon Vacuum Breaker with Backflow Check Valve
- Integral Cast Flange with built-in drainage pitch
- Enclosed screwholes easily secure mounting screws
- Solid Brass Body, Valve Stem Cap, Seat and Stem Ends
- Satin Nickel Plated Body maintains nice finish indefinitely
- Stainless Steel Seat Washer Screw & Handle Screw
- Powder Coated Cast Aluminum Handle
- ACME Threads secure Stem and Seat End
- Lock Shield Cap for stronger valve design
- AFG Teflon with Graphite Packing for easy maintenance
- Standard "OO" Size Seat Washer
- Recessed Spout Aligning Lug
- Cycle Tested to 250,000 Cycles

Inlet Styles

**D Style**  
1/2" MPT x 1/2" SWT



**F Style**  
3/4" MPT x Female SWT



**S Style**  
3/4" Male SWT x 1/2" SWT




**T Style**  
3/4" MPT x 1/2" FPT




**W Style**  
1/2" Wirsbo Pex



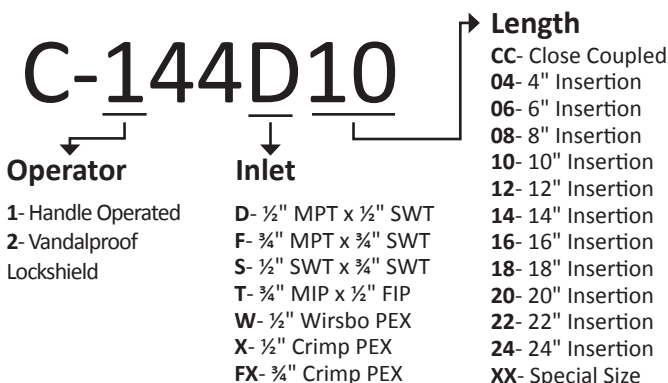
**X Style**  
1/2" PEX



**FX Style**  
3/4" PEX



Ordering






4515 East 139th Street  
 Grandview, MO 64030  
 800-362-9055  
 Fax 800-362-1463

**C-144/244**

## Parts for C-144/244 Freezeless Wall Hydrants



ID	Part No.	Description
1	See Chart Below	Stem Assembly
2	300-1008	Valve Stem Cap
3	C-134KT-805	Oval Handle & Screw Kit
4	C-134KT-802	Seat Washer Replacement Kit-00 Beveled
5	C-134KT-803	Stem Packing Replacement Kit
6	310-1015	Valve Stem Cap for Loose Key
7	390-1001	Stem Packing Only
8	C-108KT-808	Oval Style Key on Lanyard
9	C-144KT-806	Vacuum Breaker Replacement Kit
10	336-0002	Backflow Check Valve for C-144
	C-134KT-804	Loose Key Conversion Kit, Contains: 5, 6, 8
	C-144KT-807	C-144 Overhaul Kit, Contains: 3, 4, 5, 9, 10

## Replacement Stems for C-144/244 Hydrants

“A” Dimension



**E Style**-Available from approximately 1972-Present

“A” Dimension for E Style Stem is 1/2”

\* PRIER Universal Stems are replacement stems for any size from Close Coupled to 14”. They require cutting the rod to proper length and soldering the brass stem end to the rod as directed in instructions.

ID	Style	Description	Stem Length
231-02CC	E	Close Coupled Stem for C-144 Hydrant	5 1/16" OAL
231-0204	E	Stem for 4" C-144 Hydrant	7 9/16" OAL
231-0206	E	Stem for 6" C-144 Hydrant	9 9/16" OAL
231-0208	E	Stem for 8" C-144 Hydrant	11 9/16" OAL
231-0210	E	Stem for 10" C-144 Hydrant	13 9/16" OAL
231-0212	E	Stem for 12" C-144 Hydrant	15 9/16" OAL
231-0214	E	Stem for 14" C-144 Hydrant	17 9/16" OAL
231-0216	E	Stem for 16" C-144 Hydrant	19 9/16" OAL
231-0218	E	Stem for 18" C-144 Hydrant	21 9/16" OAL
231-0220	E	Stem for 20" C-144 Hydrant	23 9/16" OAL
231-0222	E	Stem for 22" C-144 Hydrant	25 9/16" OAL
231-0224	E	Stem for 24" C-144 Hydrant	27 9/16" OAL
231-02US	E	Universal Replacement Stem for C-144 Hydrant*	Up to 17 9/16" OAL